

Rebuilding What Was Lost
The Book of Ezra-Nehemiah




Rebuilding What Was Lost

- *A Little Bit of Background*
- *The Return*
- *Laying the Foundation*
- *Letters to Kings*
- *The Return of the Heroes*
- *After “The End”*
- *The Cupbearer to the King*
- *Nehemiah Comes to Jerusalem*
- *Rebuilding the Wall (part 2)*



Rebuilding the Wall

- After a century, Nehemiah's going to rebuild
 - So let's start building...

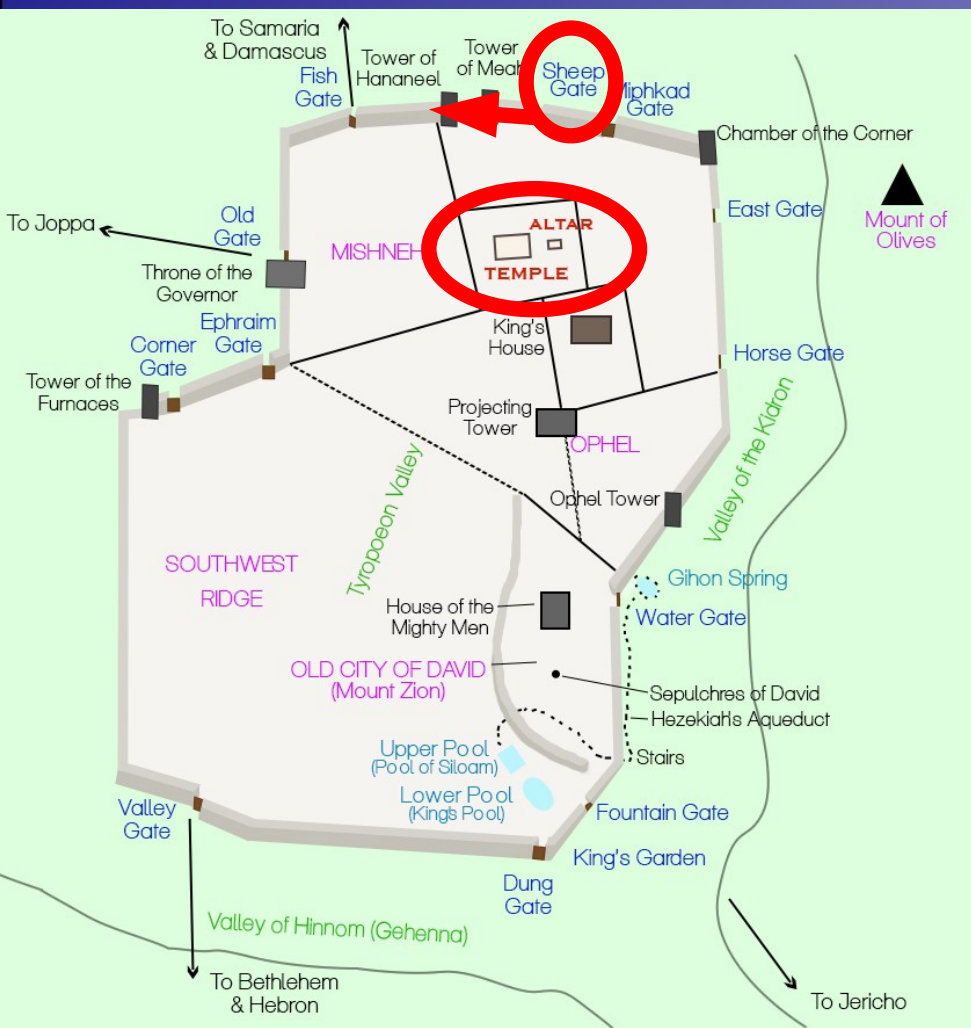


Rebuilding the Wall



Funky little teaching moment...

- As we said last week, we want to understand why Nehemiah gives us the details that he does here
 - So let's look at the map while we read these verses
 - Please read Nehemiah 3:1 (*again*)
 - Why was it significant that Nehemiah had the *priests* start the whole project off?
 - Why not use professional masons and carpenters?
 - And why have the priests start at the Sheep Gate?
 - That's where the sheep were brought in to be sacrificed at the altar —so this is *their* place, *their* responsibility, and it puts the focus on continuing the Temple reconstruction and honoring *God*



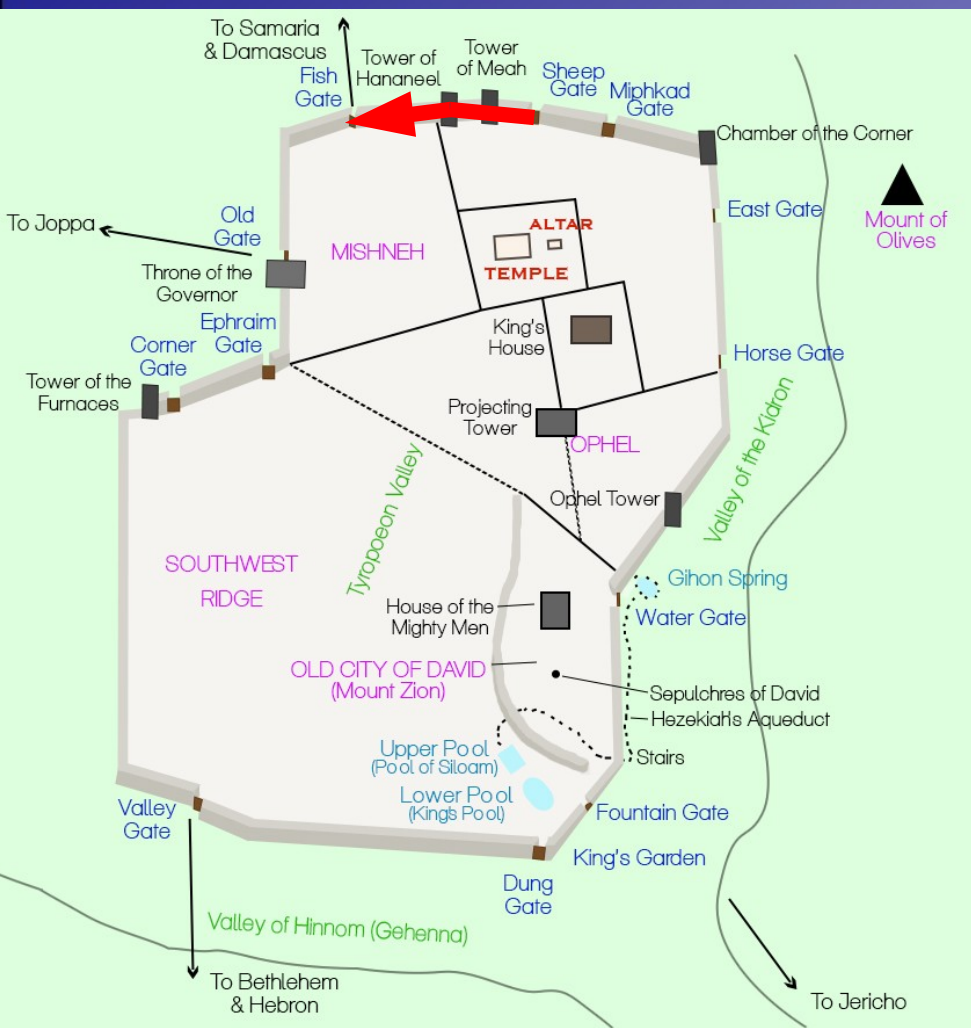
Rebuilding the Wall



Funky little teaching moment...

- As we said last week, we want to understand why Nehemiah gives us the details that he does here
 - So let's look at the map while we read these verses

- Please read Nehemiah 3:1
- Please read Nehemiah 3:2-3
 - Why are men from the city of Jericho rebuilding the wall of the city of Jerusalem here?



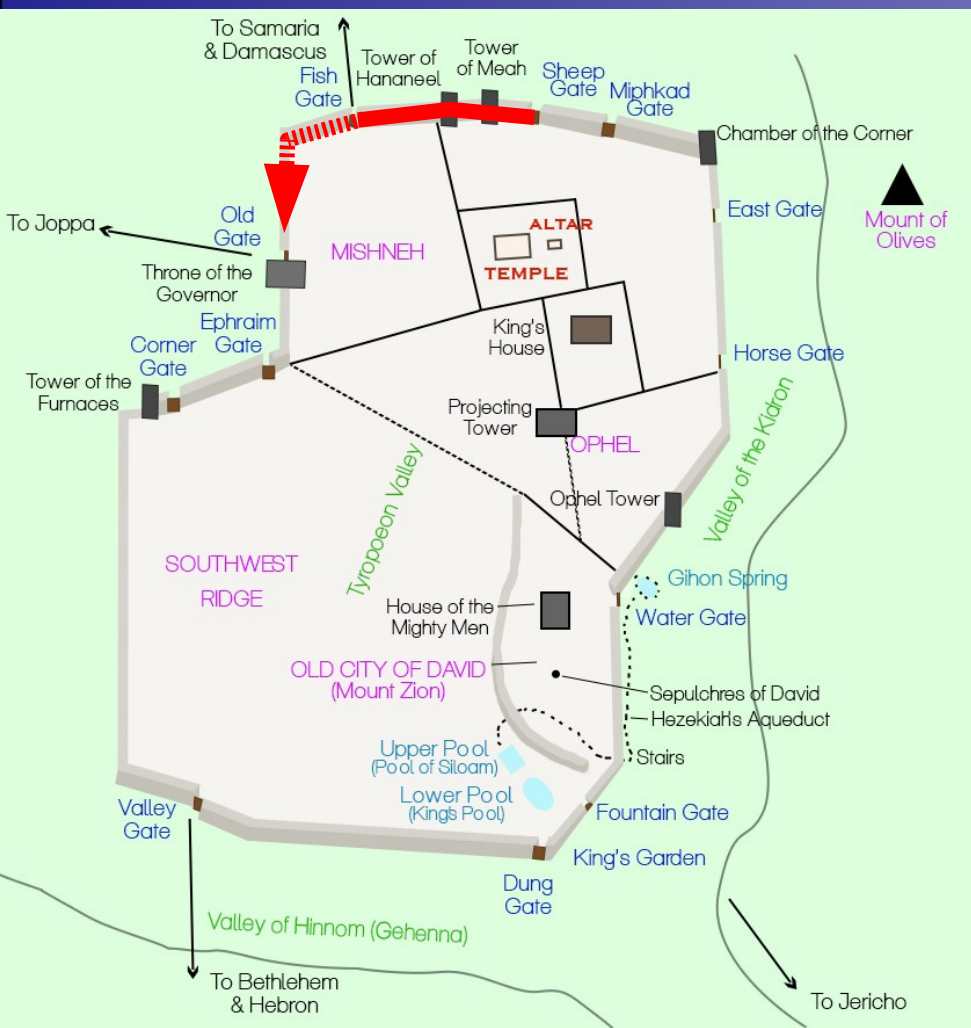
Rebuilding the Wall



Funky little teaching moment...

- As we said last week, we want to understand why Nehemiah gives us the details that he does here
 - So let's look at the map while we read these verses

- Please read Nehemiah 3:1
- Please read Nehemiah 3:2-3
- Please read Nehemiah 3:4-5
 - Lit. "their nobles [the fancy, majestic guys] wouldn't bow their necks to their authorities"
T or F Your life is always lived as an example to others



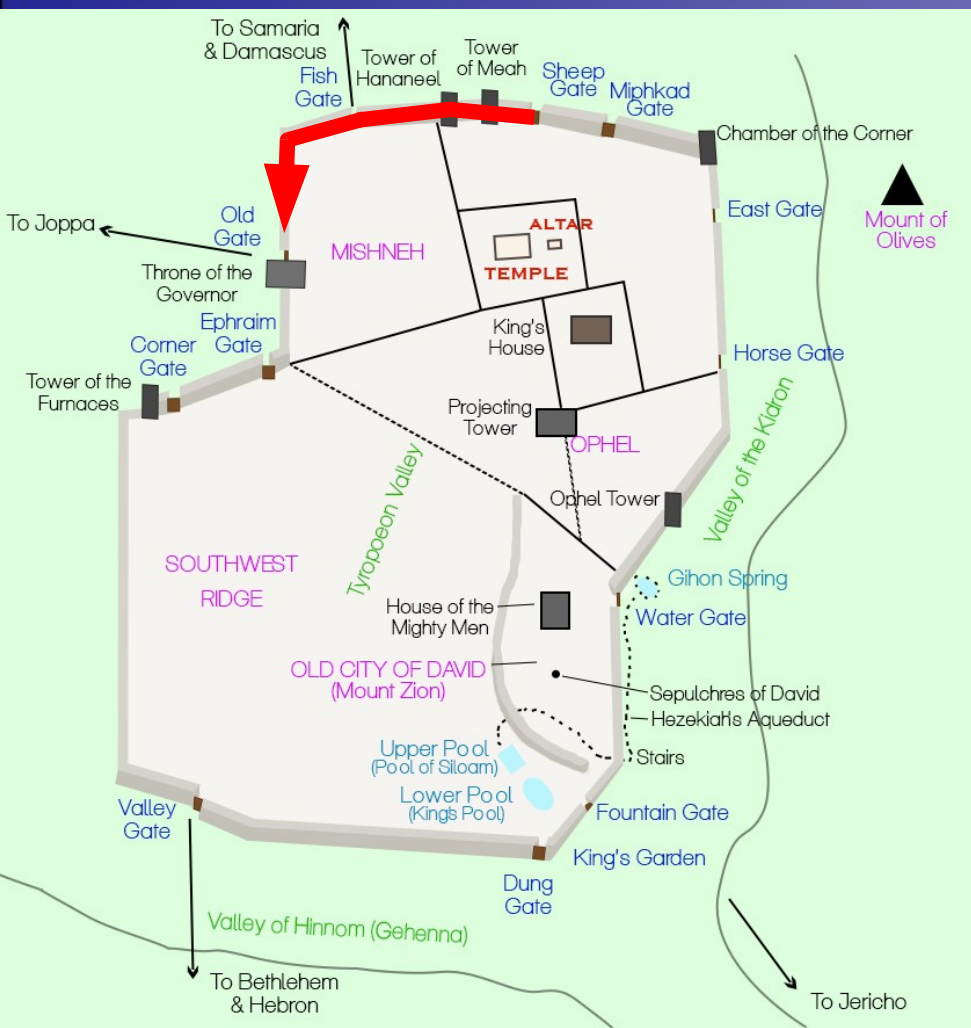
Rebuilding the Wall



Funky little teaching moment...

- As we said last week, we want to understand why Nehemiah gives us the details that he does here
 - So let's look at the map while we read these verses

- Please read Nehemiah 3:1
- Please read Nehemiah 3:2-3
- Please read Nehemiah 3:4-5
- Please read Nehemiah 3:6
 - The “Jeshanah” Gate or “Old” Gate—the word is odd here (it literally means, “the shabby gate”)



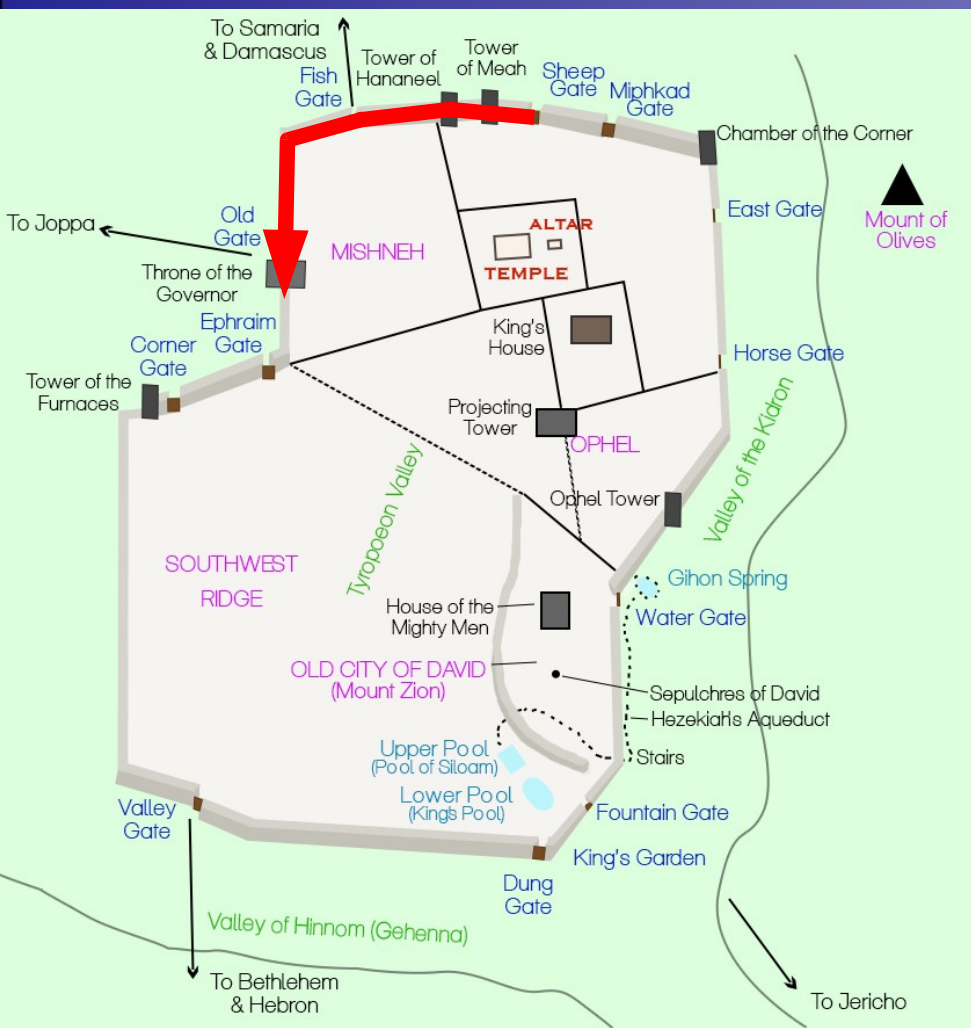
Rebuilding the Wall



Funky little teaching moment...

- As we said last week, we want to understand why Nehemiah gives us the details that he does here
 - So let's look at the map while we read these verses

- Please read Nehemiah 3:1
- Please read Nehemiah 3:2-3
- Please read Nehemiah 3:4-5
- Please read Nehemiah 3:6
- Please read Nehemiah 3:7
 - Why did Nehemiah have *these* people repair *this* section?



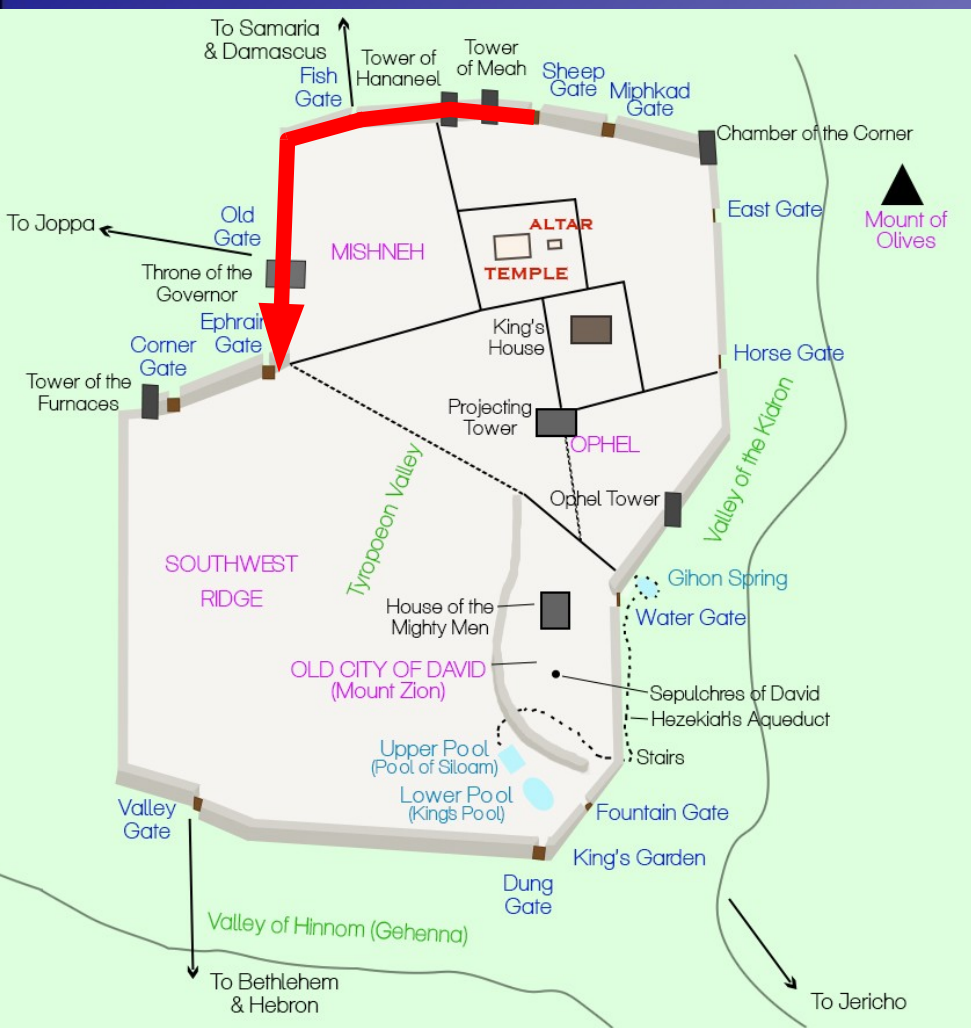
Rebuilding the Wall



Funky little teaching moment...

- As we said last week, we want to understand why Nehemiah gives us the details that he does here
 - So let's look at the map while we read these verses

- Please read Nehemiah 3:1
- Please read Nehemiah 3:2-3
- Please read Nehemiah 3:4-5
- Please read Nehemiah 3:6
- Please read Nehemiah 3:7
- Please read Nehemiah 3:8
 - Do goldsmiths and perfume-makers make good masons?
 - In our church, we really do like to see competence in ministry —but we're *more* interested in people who are
 - Faithful
 - Available
 - Teachable



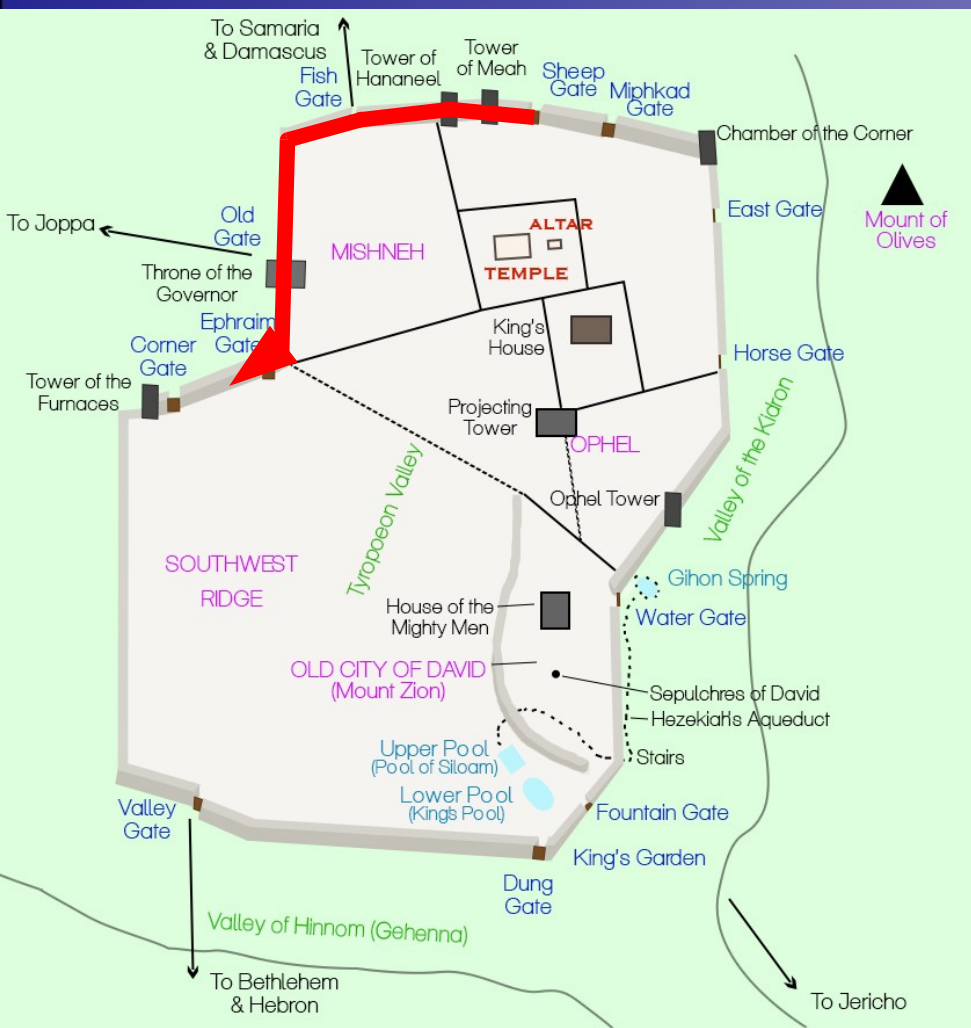
Rebuilding the Wall



Funky little teaching moment...

- As we said last week, we want to understand why Nehemiah gives us the details that he does here
 - So let's look at the map while we read these verses

- Please read Nehemiah 3:1
- Please read Nehemiah 3:2-3
- Please read Nehemiah 3:4-5
- Please read Nehemiah 3:6
- Please read Nehemiah 3:7
- Please read Nehemiah 3:8
- Please read Nehemiah 3:9**
 - How is *this* ruler different than the guys we saw in verse 5?

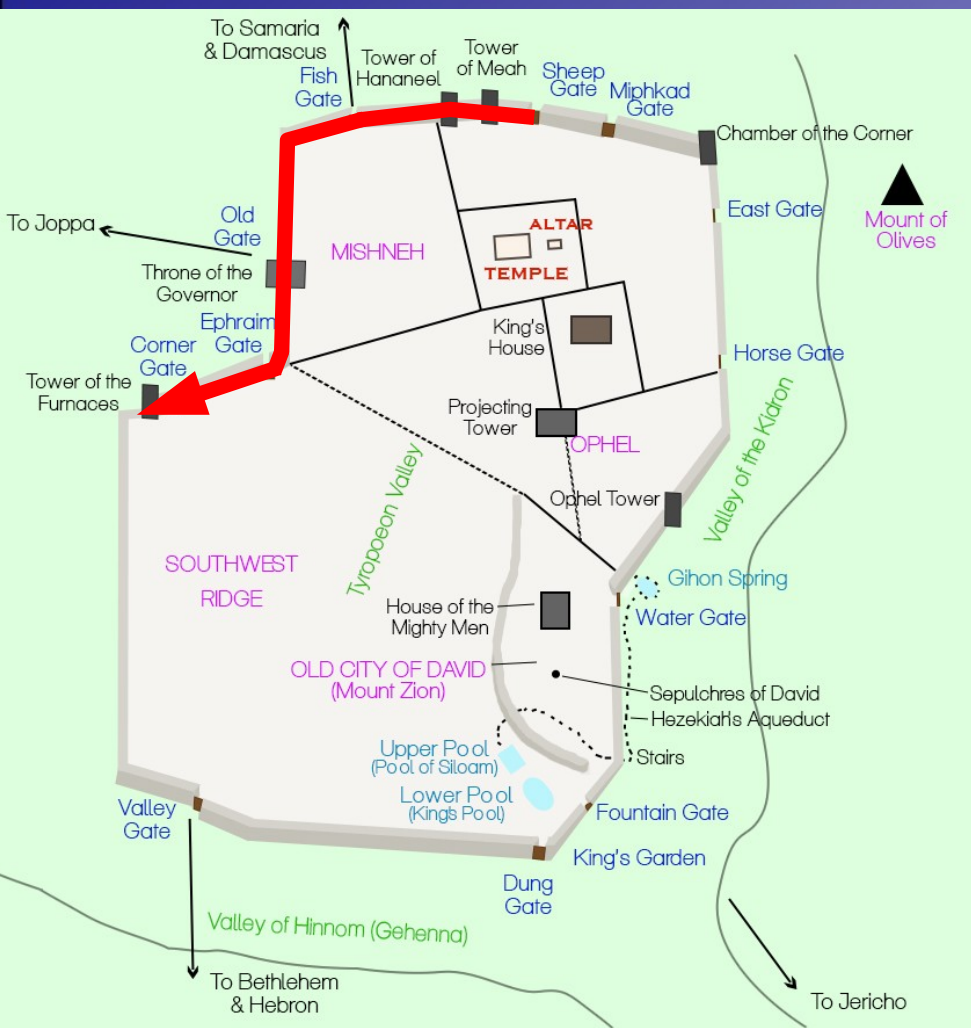


Rebuilding the Wall



Funky little teaching moment...

- As we said last week, we want to understand why Nehemiah gives us the details that he does here
 - So let's look at the map while we read these verses



- Please read Nehemiah 3:1
- Please read Nehemiah 3:2-3
- Please read Nehemiah 3:4-5
- Please read Nehemiah 3:6
- Please read Nehemiah 3:7
- Please read Nehemiah 3:8
- Please read Nehemiah 3:9
- Please read Nehemiah 3:10-11**
 - It's a little thing, but what small detail are we given about Jedaiah that says something about the work people are doing and what it means to them personally?
 - And the "Tower of the Ovens" was at the end of "Bakers Street"—so you can do the math on how it got its name...

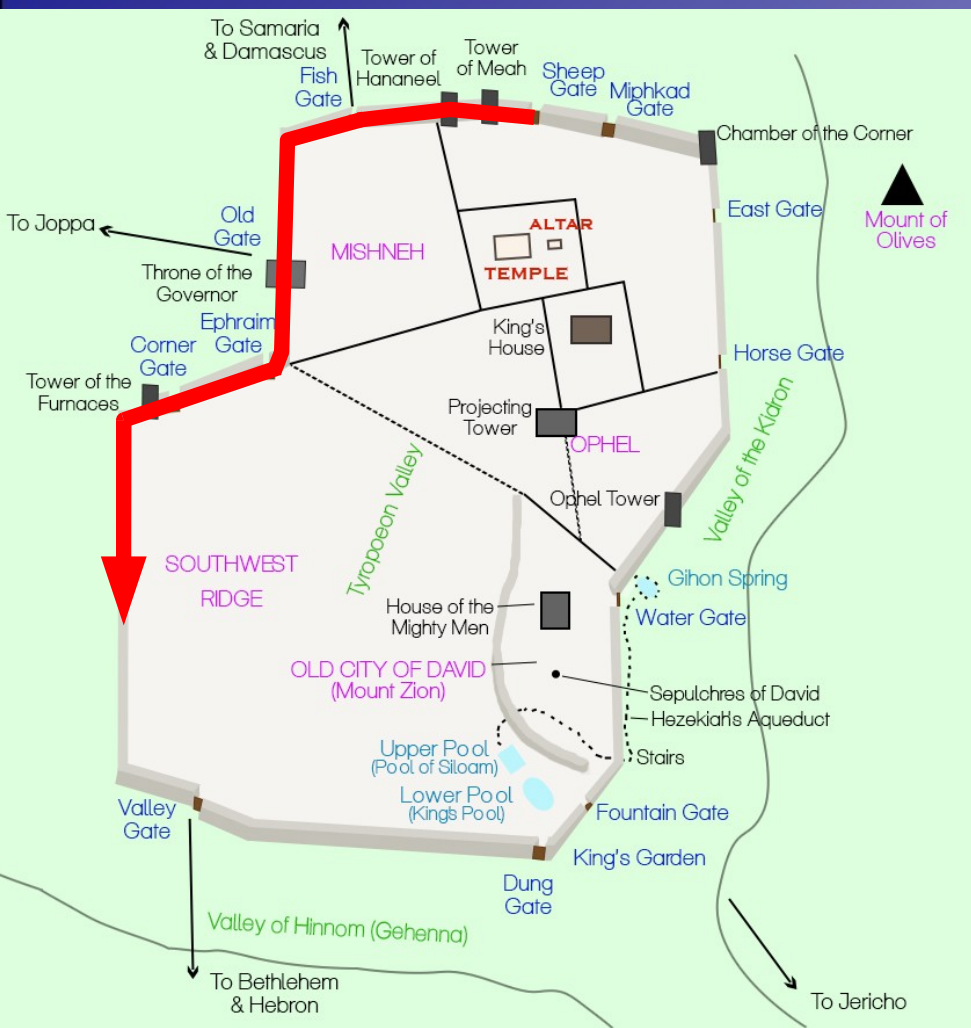


Rebuilding the Wall



Funky little teaching moment...

- As we said last week, we want to understand why Nehemiah gives us the details that he does here
 - So let's look at the map while we read these verses



- Please read Nehemiah 3:1
- Please read Nehemiah 3:2-3
- Please read Nehemiah 3:4-5
- Please read Nehemiah 3:6
- Please read Nehemiah 3:7
- Please read Nehemiah 3:8
- Please read Nehemiah 3:9
- Please read Nehemiah 3:10-11
- Please read Nehemiah 3:12**
 - I love this verse
 - Verse 12 sneers at verse 5 and trumps verse 9 by saying, "Even his *daughters* helped build the wall with him"
 - Again, what does this say about Shallum's family's perspective on the work—and how can we apply it?

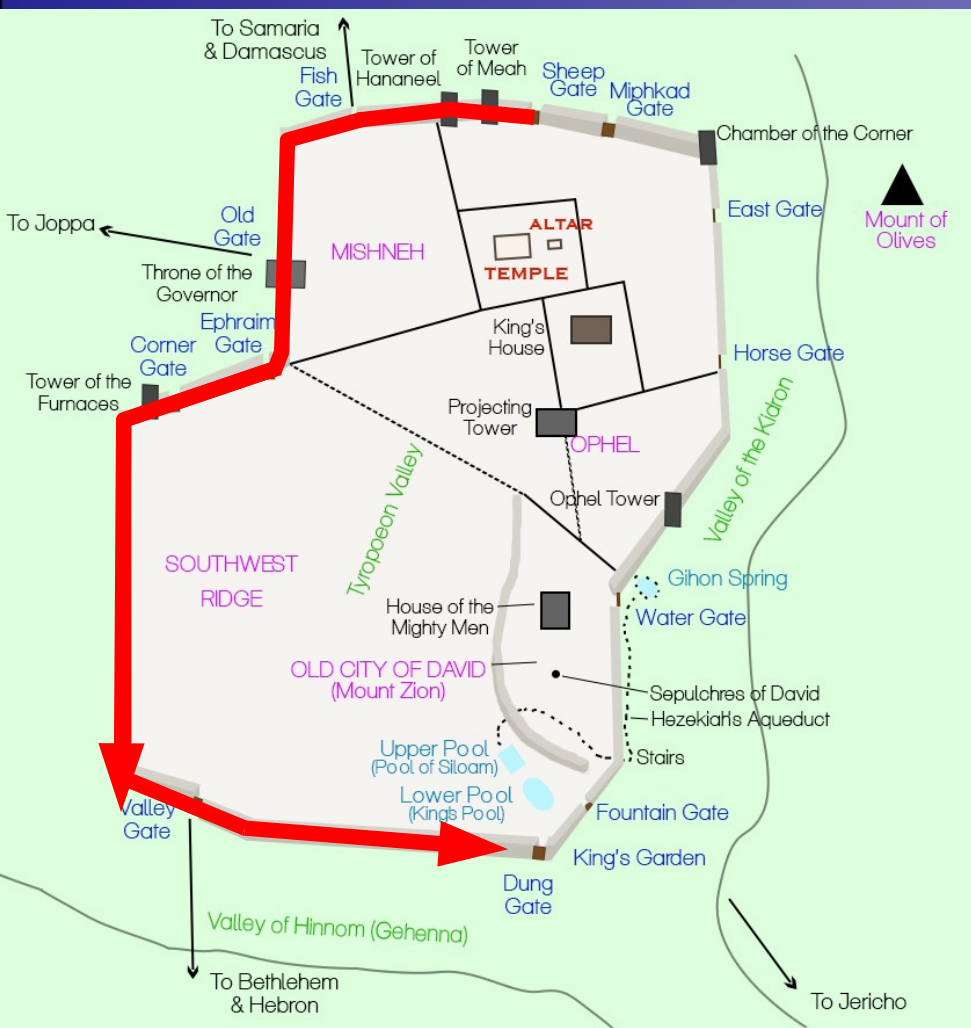


Rebuilding the Wall



Funky little teaching moment...

- As we said last week, we want to understand why Nehemiah gives us the details that he does here
 - So let's look at the map while we read these verses



- Please read Nehemiah 3:1
- Please read Nehemiah 3:2-3
- Please read Nehemiah 3:4-5
- Please read Nehemiah 3:6
- Please read Nehemiah 3:7
- Please read Nehemiah 3:8
- Please read Nehemiah 3:9
- Please read Nehemiah 3:10-11
- Please read Nehemiah 3:12
- Please read Nehemiah 3:13
 - These guys *rocked* it
 - The nuance of the grammar suggests that they were only supposed to go so far but then just kept on going because they saw what needed to be done
 - How can we apply that sort of attitude?



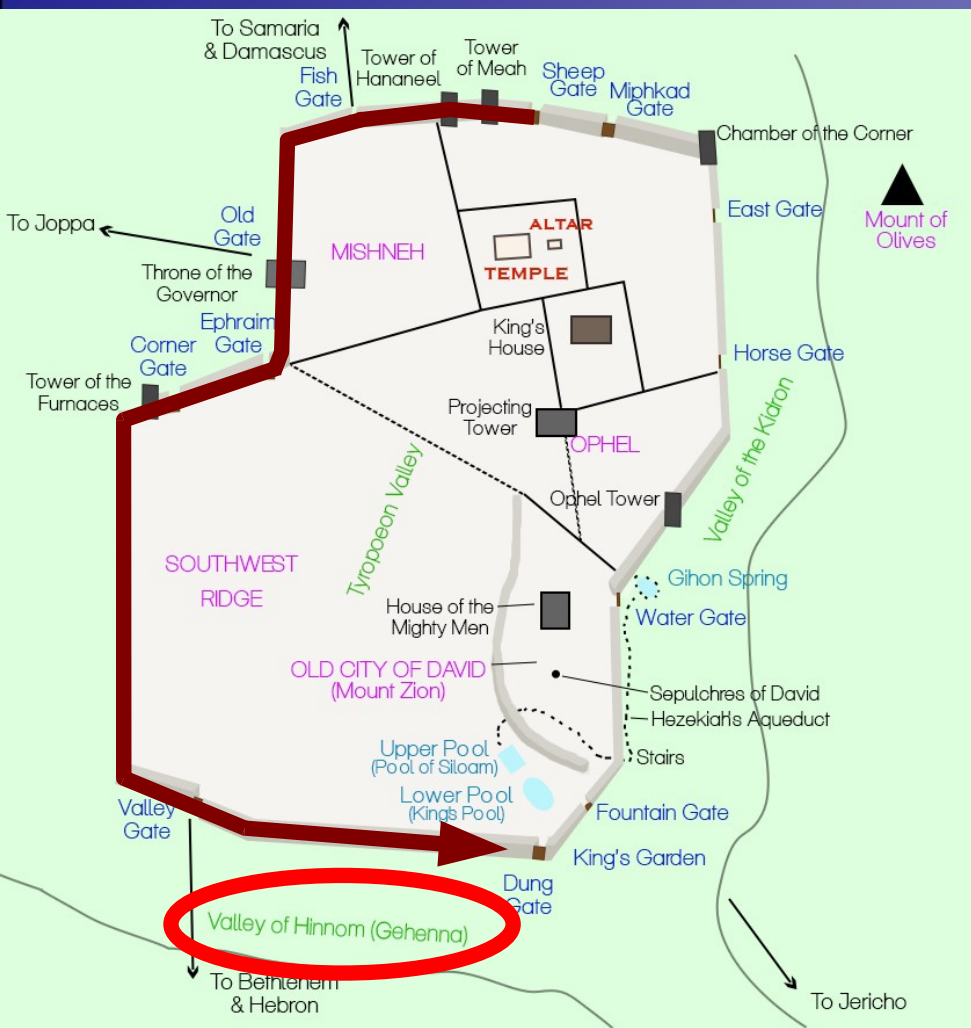
Rebuilding the Wall



Funky little teaching moment...

- As we said last week, we want to understand why Nehemiah gives us the details that he does here
 - So let's look at the map while we read these verses

- Please read Nehemiah 3:1
- Please read Nehemiah 3:2-3
- Please read Nehemiah 3:4-5
- Please read Nehemiah 3:6
- Please read Nehemiah 3:7
- Please read Nehemiah 3:8
- Please read Nehemiah 3:9
- Please read Nehemiah 3:10-11
- Please read Nehemiah 3:12
- Please read Nehemiah 3:13**
 - These guys *rocked* it
 - Note that all of this work was also along the *not-well-liked* Valley of Gehenna (you remember that from the other week, right?)



Rebuilding the Wall



Funky little teaching moment...

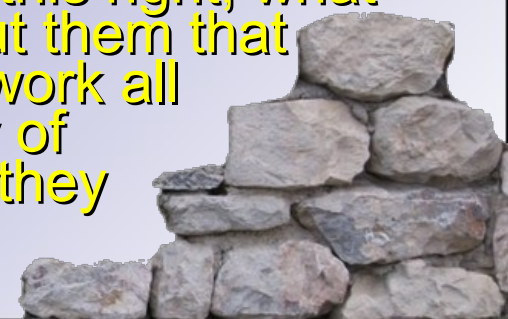
- As we said last week, we want to understand why Nehemiah gives us the details that he does here
 - So let's look at the map while we read these verses



- Please read Nehemiah 3:1
- Please read Nehemiah 3:2-3
- Please read Nehemiah 3:4-5
- Please read Nehemiah 3:6
- Please read Nehemiah 3:7
- Please read Nehemiah 3:8
- Please read Nehemiah 3:9
- Please read Nehemiah 3:10-11
- Please read Nehemiah 3:12

Please read Nehemiah 3:13

- These guys *rocked* it
- Note that all of this work was also along the *not-well-liked* Valley of Gehenna
- If we're reading this right, what does it say about them that they *elected* to work all along the Valley of Gehenna when they didn't *have* to?

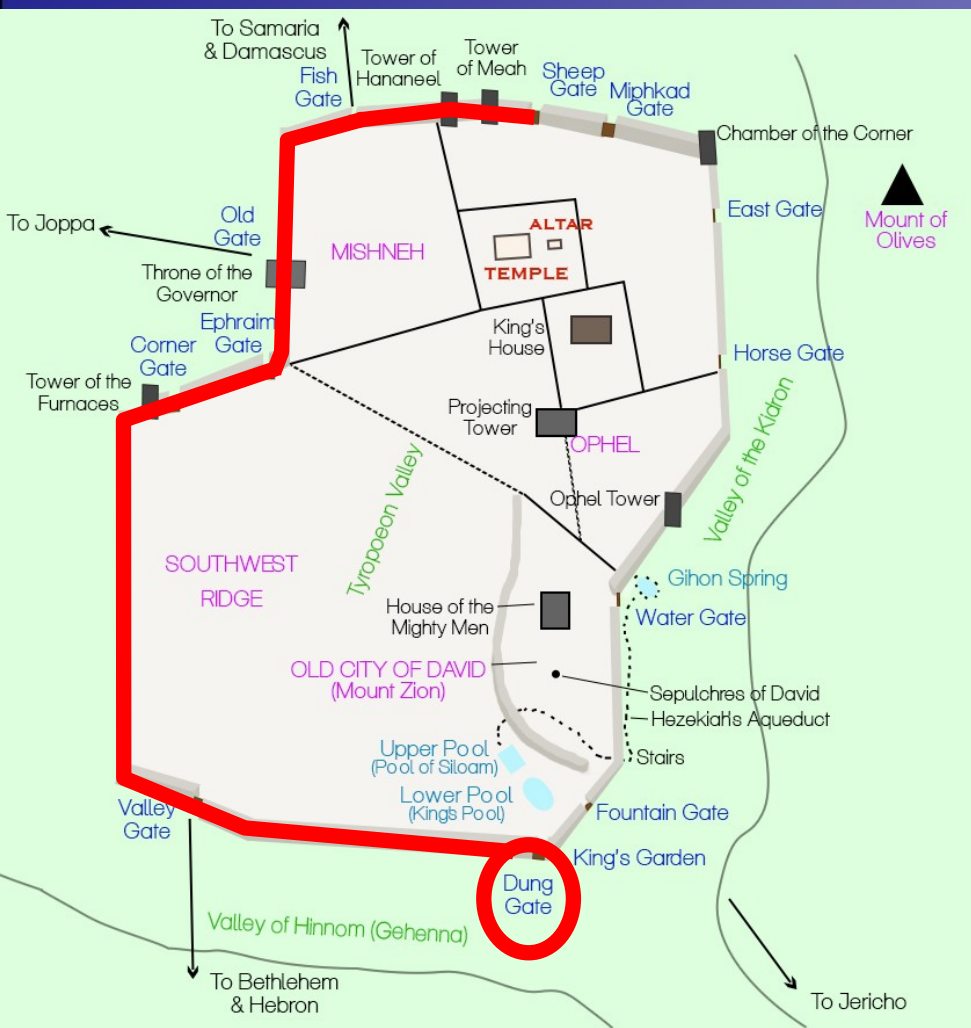


Rebuilding the Wall



Funky little teaching moment...

- As we said last week, we want to understand why Nehemiah gives us the details that he does here
 - So let's look at the map while we read these verses



- Please read Nehemiah 3:1
- Please read Nehemiah 3:2-3
- Please read Nehemiah 3:4-5
- Please read Nehemiah 3:6
- Please read Nehemiah 3:7
- Please read Nehemiah 3:8
- Please read Nehemiah 3:9
- Please read Nehemiah 3:10-11
- Please read Nehemiah 3:12
- Please read Nehemiah 3:13
- Please read Nehemiah 3:14**
 - Maybe part of the reason why Hanun and his guys did so much extra was that they realized how much work the Dung Gate needed
 - Again, we have a ruler working, and again the whole thing needed to be rebuilt

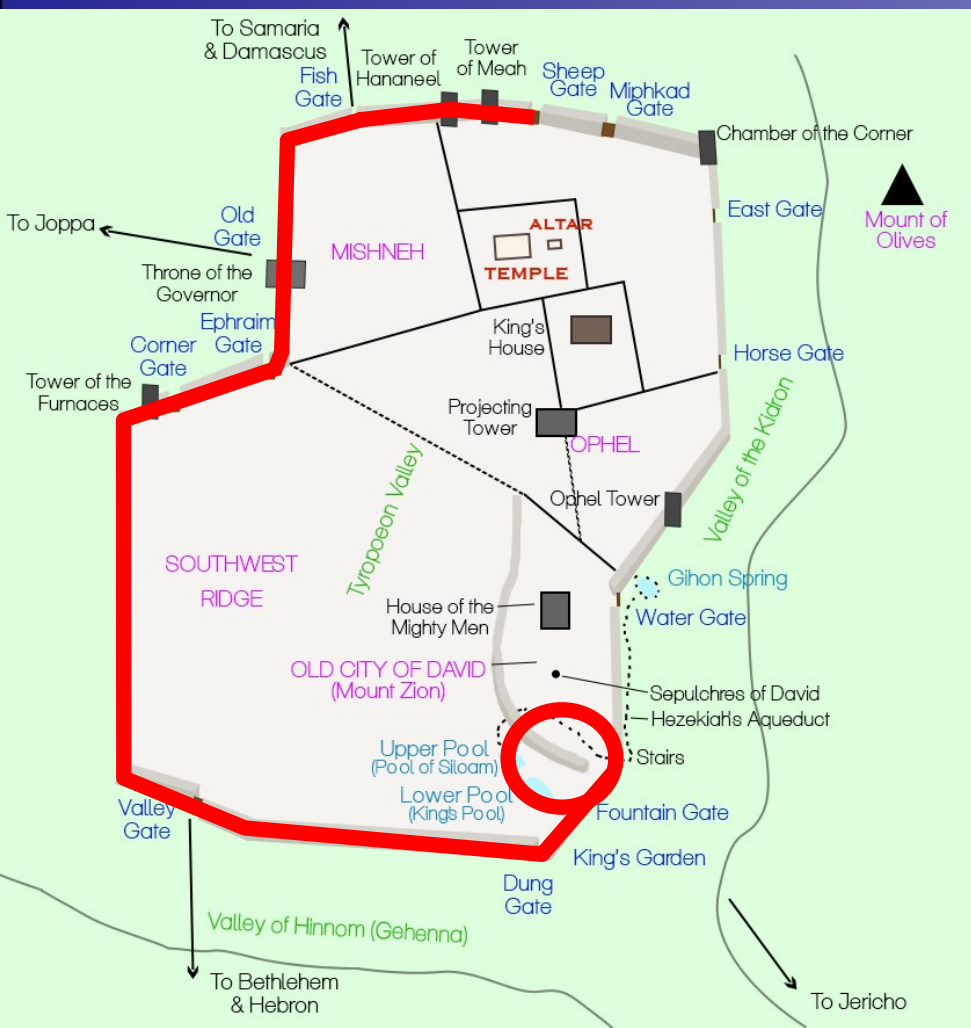


Rebuilding the Wall



Funky little teaching moment...

- As we said last week, we want to understand why Nehemiah gives us the details that he does here
 - So let's look at the map while we read these verses



- Please read Nehemiah 3:1
- Please read Nehemiah 3:2-3
- Please read Nehemiah 3:4-5
- Please read Nehemiah 3:6
- Please read Nehemiah 3:7
- Please read Nehemiah 3:8
- Please read Nehemiah 3:9
- Please read Nehemiah 3:10-11
- Please read Nehemiah 3:12
- Please read Nehemiah 3:13
- Please read Nehemiah 3:14
- Please read Nehemiah 3:15
 - Same thing here—a ruler working and having to rebuild a ton of stuff
 - Remember how bad this area was back when we first read verses 2:13-14?

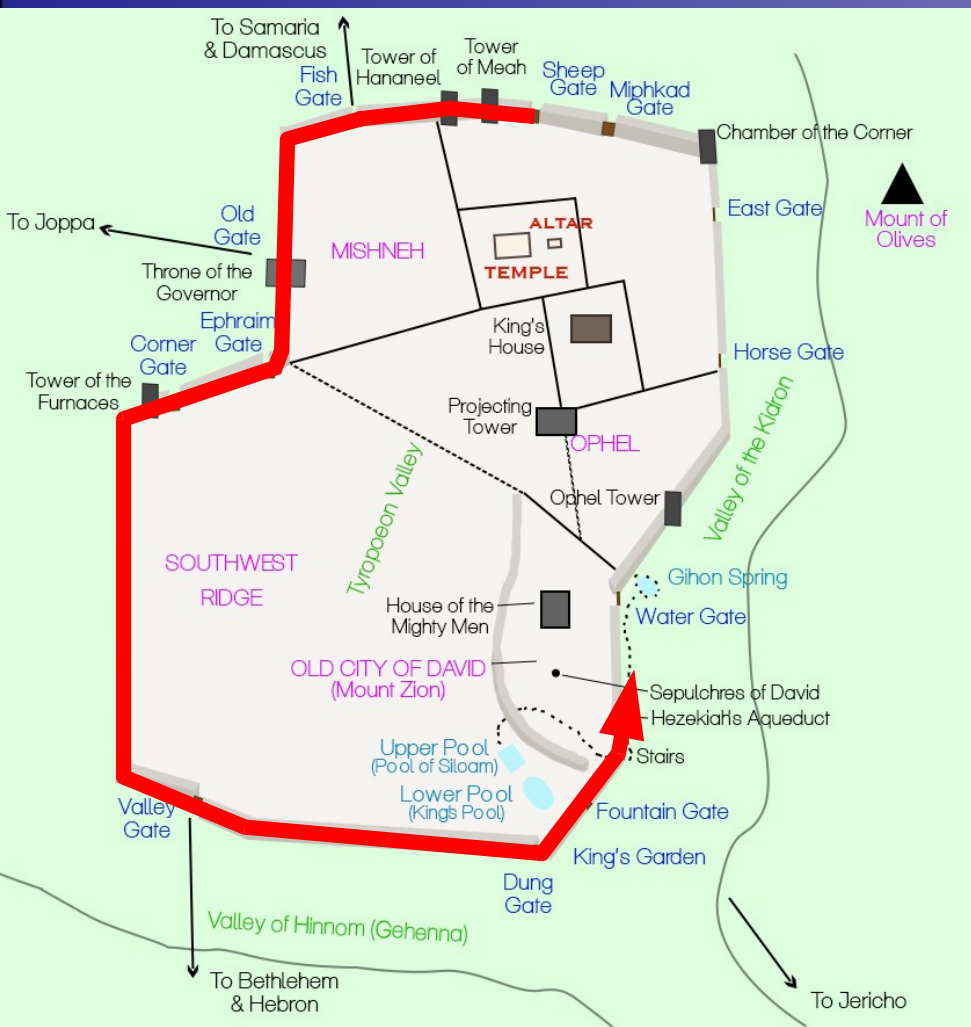


Rebuilding the Wall

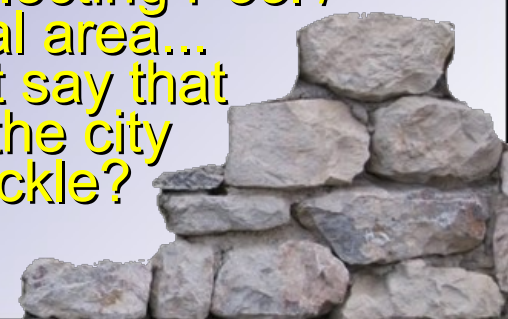


Funky little teaching moment...

- As we said last week, Nehemiah gives us a description of the city wall.
- So let's look at the



- Please read Nehemiah 3:16
- This was their Washington Monument / Reflecting Pool / Lincoln Memorial area...
- What does it say that this area of the city was ramshackle?

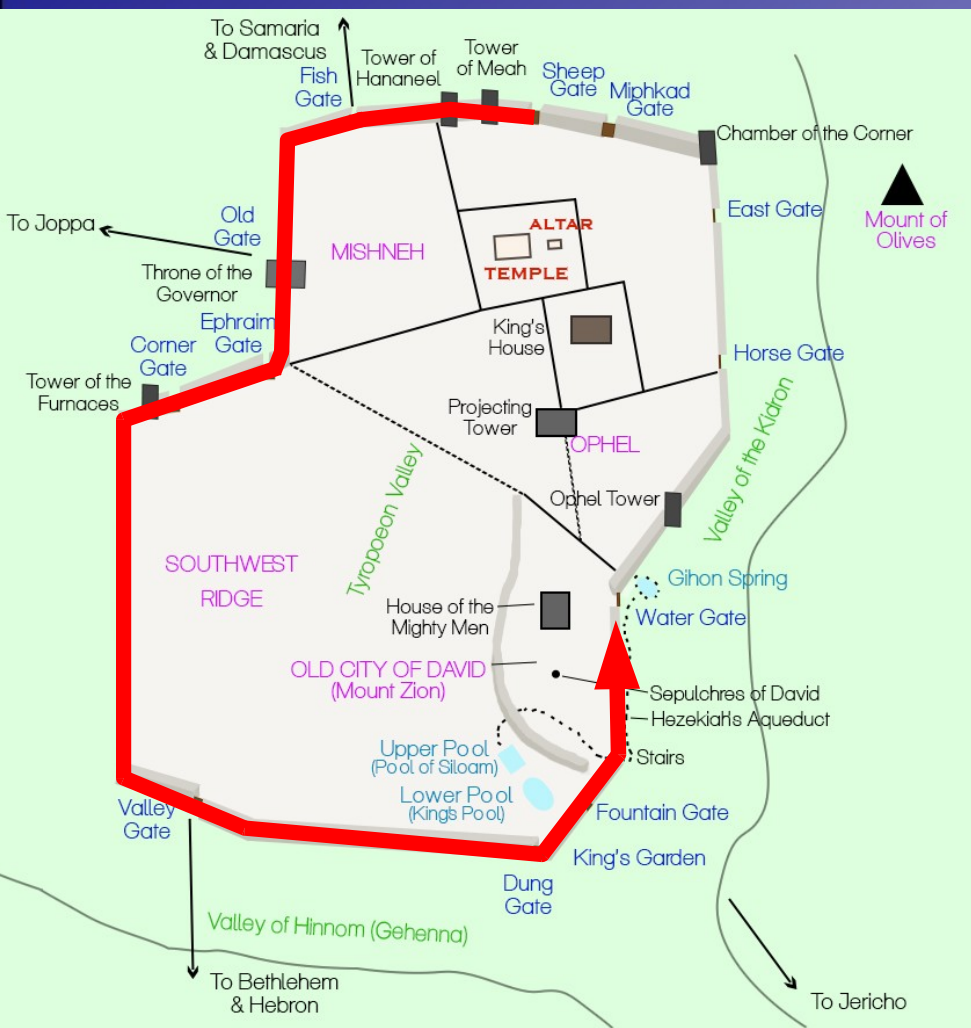


Rebuilding the Wall



Funky little teaching moment...

- As we said last week, we want to understand why Nehemiah gives us the details that he does here
 - So let's look at the map while we read these verses



- Please read Nehemiah 3:1
- Please read Nehemiah 3:2-3
- Please read Nehemiah 3:4-5
- Please read Nehemiah 3:6
- Please read Nehemiah 3:7
- Please read Nehemiah 3:8
- Please read Nehemiah 3:9
- Please read Nehemiah 3:10-11
- Please read Nehemiah 3:12
- Please read Nehemiah 3:13
- Please read Nehemiah 3:14
- Please read Nehemiah 3:15
- Please read Nehemiah 3:16
- Please read Nehemiah 3:17-19
 - Again, Keilah is 20 miles from Jerusalem... in *Philistine* territory
 - Why are *these* guys here?

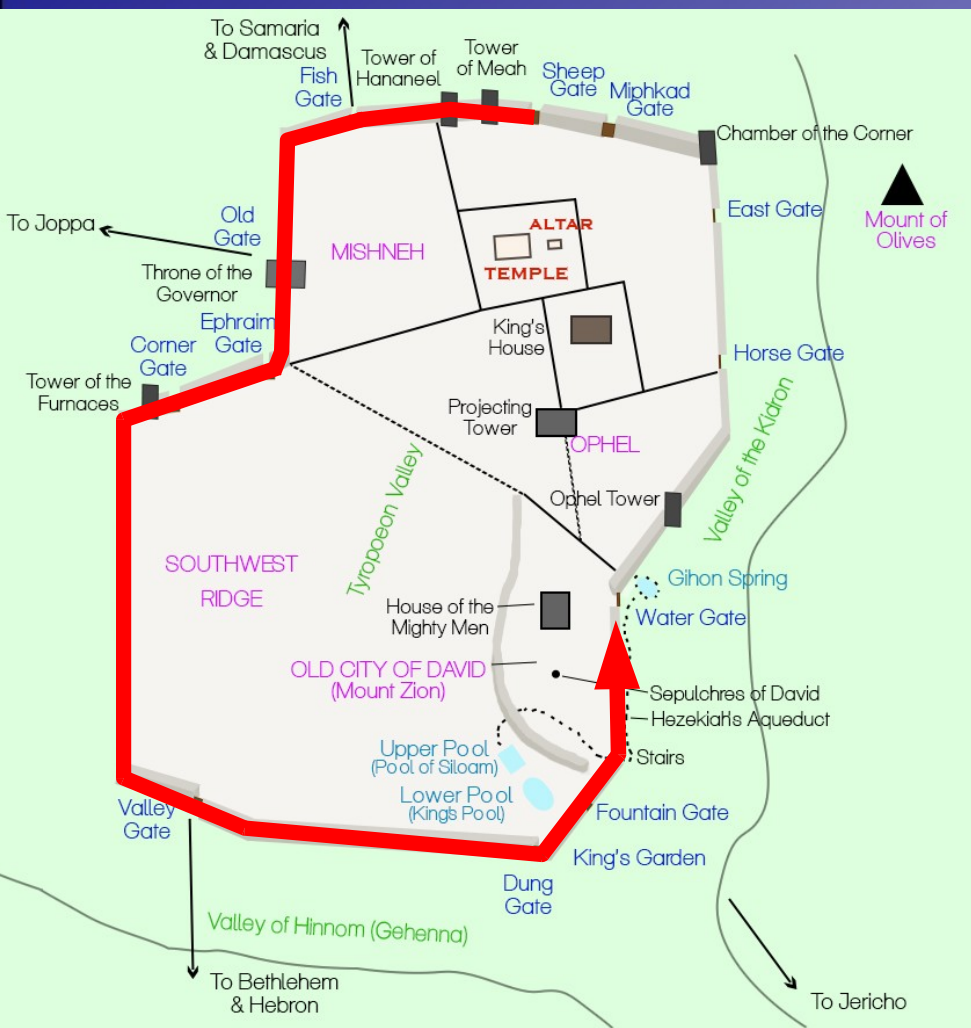


Rebuilding the Wall



Funky little teaching moment...

- As we said last week, we want to understand why Nehemiah gives us the details that he does here
 - So let's look at the map while we read these verses



- Please read Nehemiah 3:1
- Please read Nehemiah 3:2-3
- Please read Nehemiah 3:4-5
- Please read Nehemiah 3:6
- Please read Nehemiah 3:7
- Please read Nehemiah 3:8
- Please read Nehemiah 3:9
- Please read Nehemiah 3:10-11
- Please read Nehemiah 3:12
- Please read Nehemiah 3:13
- Please read Nehemiah 3:14
- Please read Nehemiah 3:15
- Please read Nehemiah 3:16
- Please read Nehemiah 3:17-19
- Please read Nehemiah 3:20-23
 - What detail do we get here that reminds us of what we saw in verse 10?
 - And yet, what *new* detail do we see?

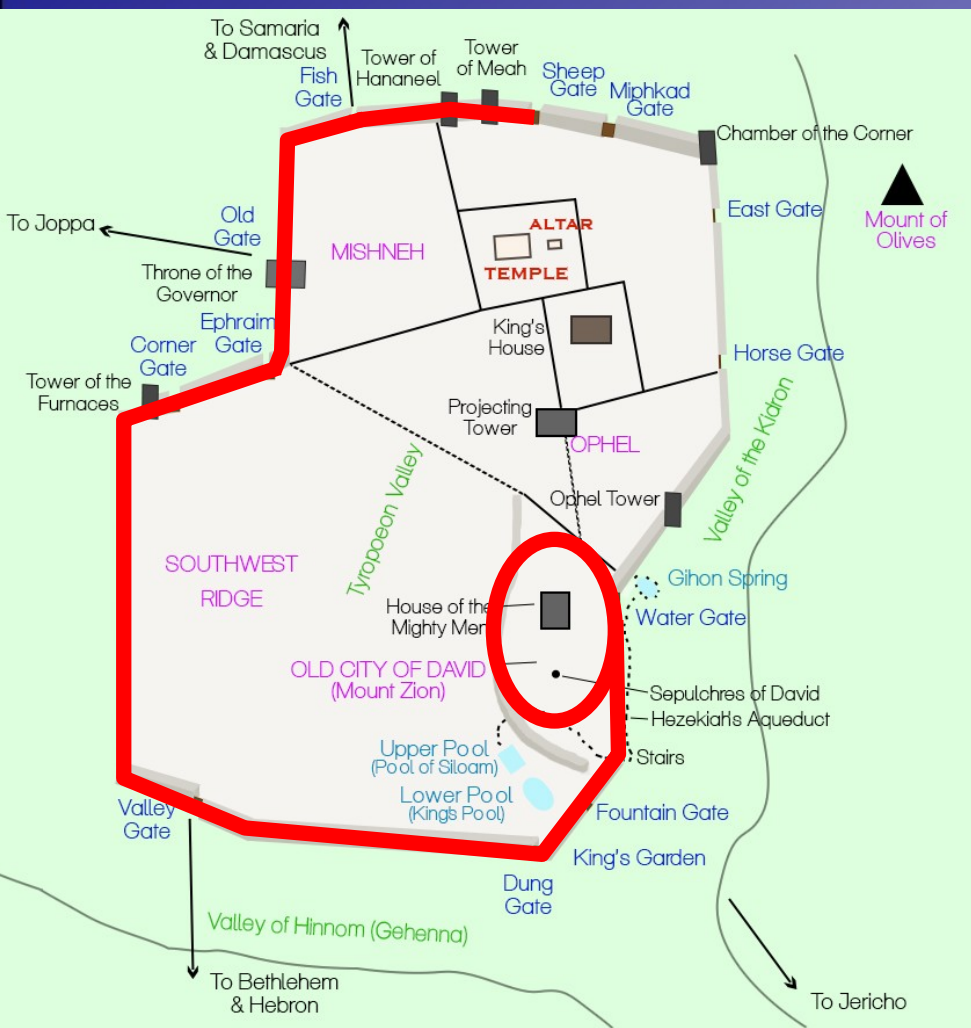


Rebuilding the Wall



Funky little teaching moment...

- As we said last week, we want to understand why Nehemiah gives us the details that he does here
 - So let's look at the map while we read these verses



- Please read Nehemiah 3:1
- Please read Nehemiah 3:2-3
- Please read Nehemiah 3:4-5
- Please read Nehemiah 3:6
- Please read Nehemiah 3:7
- Please read Nehemiah 3:8
- Please read Nehemiah 3:9
- Please read Nehemiah 3:10-11
- Please read Nehemiah 3:12
- Please read Nehemiah 3:13
- Please read Nehemiah 3:14
- Please read Nehemiah 3:15
- Please read Nehemiah 3:16
- Please read Nehemiah 3:17-19
- Please read Nehemiah 3:20-23**

- What detail do we get here that reminds us of what we saw in verse 10?
- This area is where the important priests live**

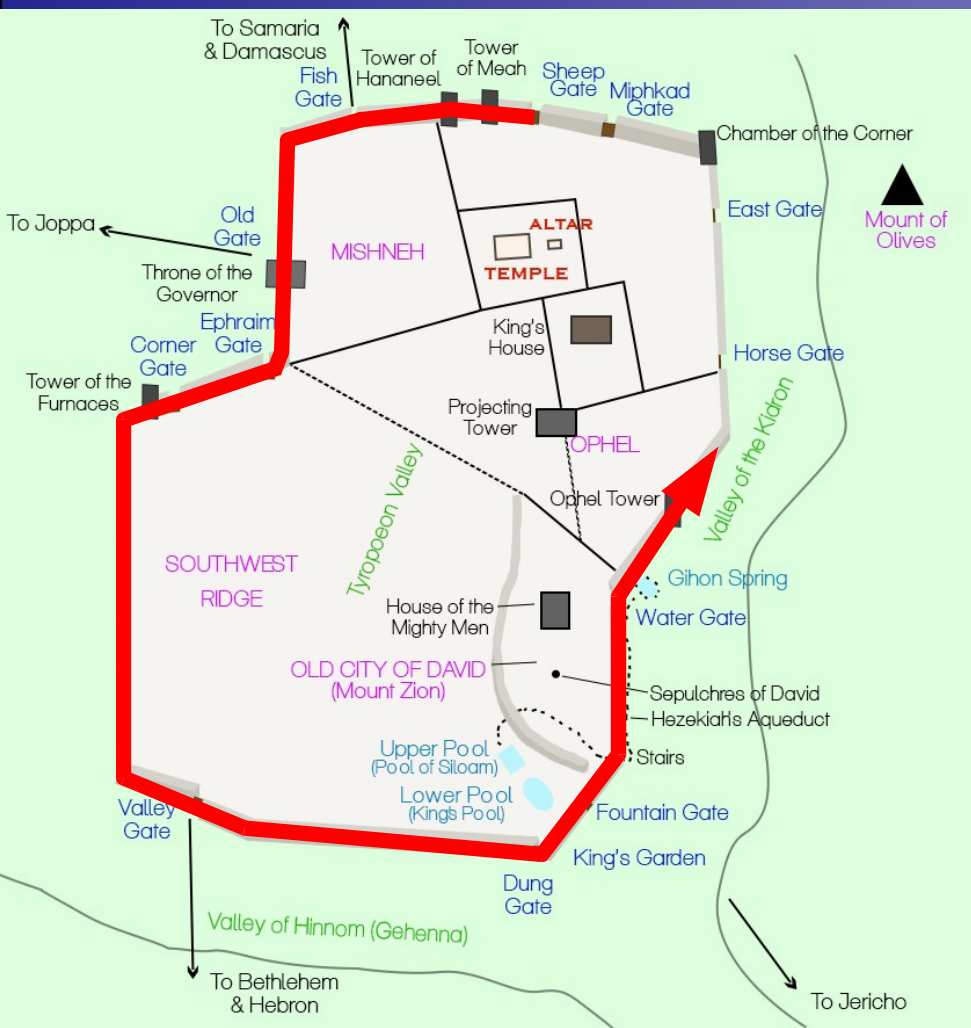


Rebuilding the Wall



Funky little teaching moment...

- As we said last week, we want to understand why Nehemiah gives us the details that he does here
 - So let's look at the map while we read these verses
 - Please read Nehemiah 3:24-27
 - So the *people* of Tekoa worked hard, even if their *leaders* didn't
 - Is there any Biblical precedent for people having to ultimately disregard the examples shown by their leaders?
 - How is that something that we might have to do in our *own* contexts today?

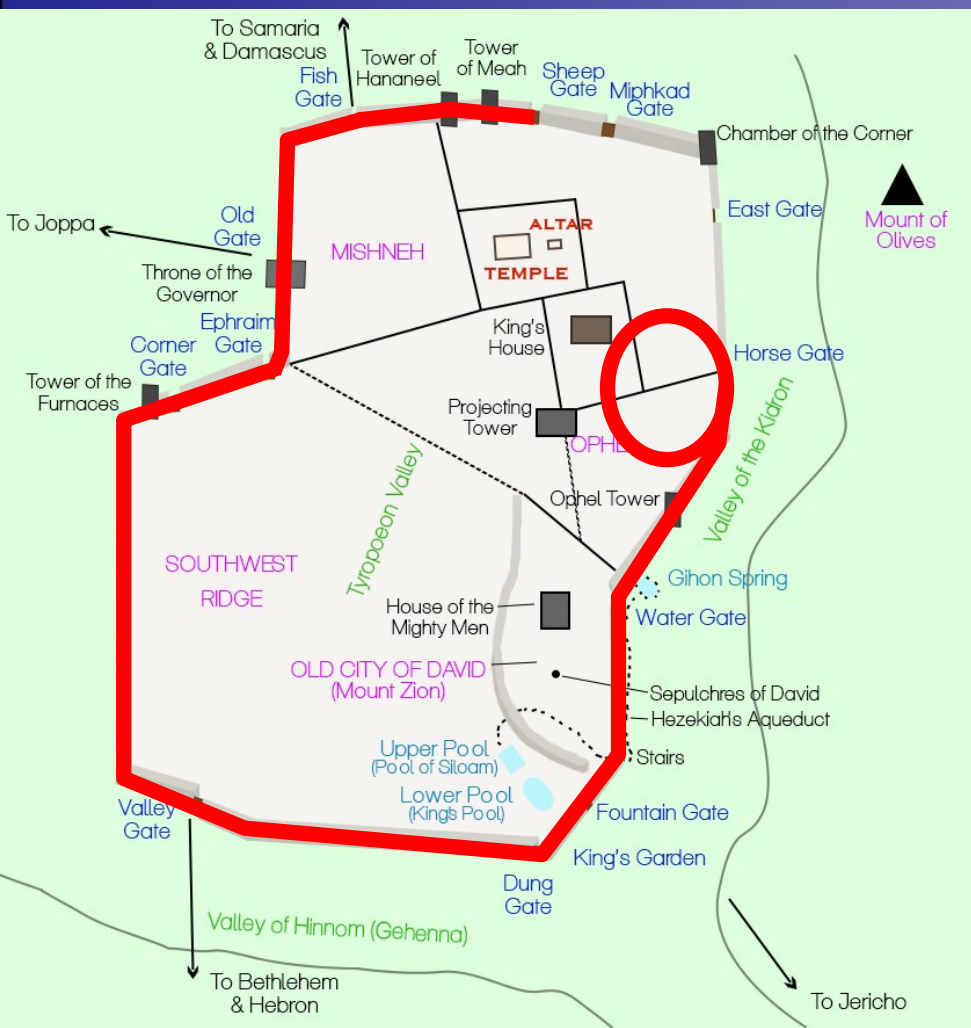


Rebuilding the Wall



Funky little teaching moment...

- As we said last week, we want to understand why Nehemiah gives us the details that he does here
 - So let's look at the map while we read these verses
 - Please read Nehemiah 3:24-27
 - Please read Nehemiah 3:28
 - This is the “holy guy” district (i.e.; where all of the *less* important priests, Temple workers, even Levites, etc., lived)



Rebuilding the Wall

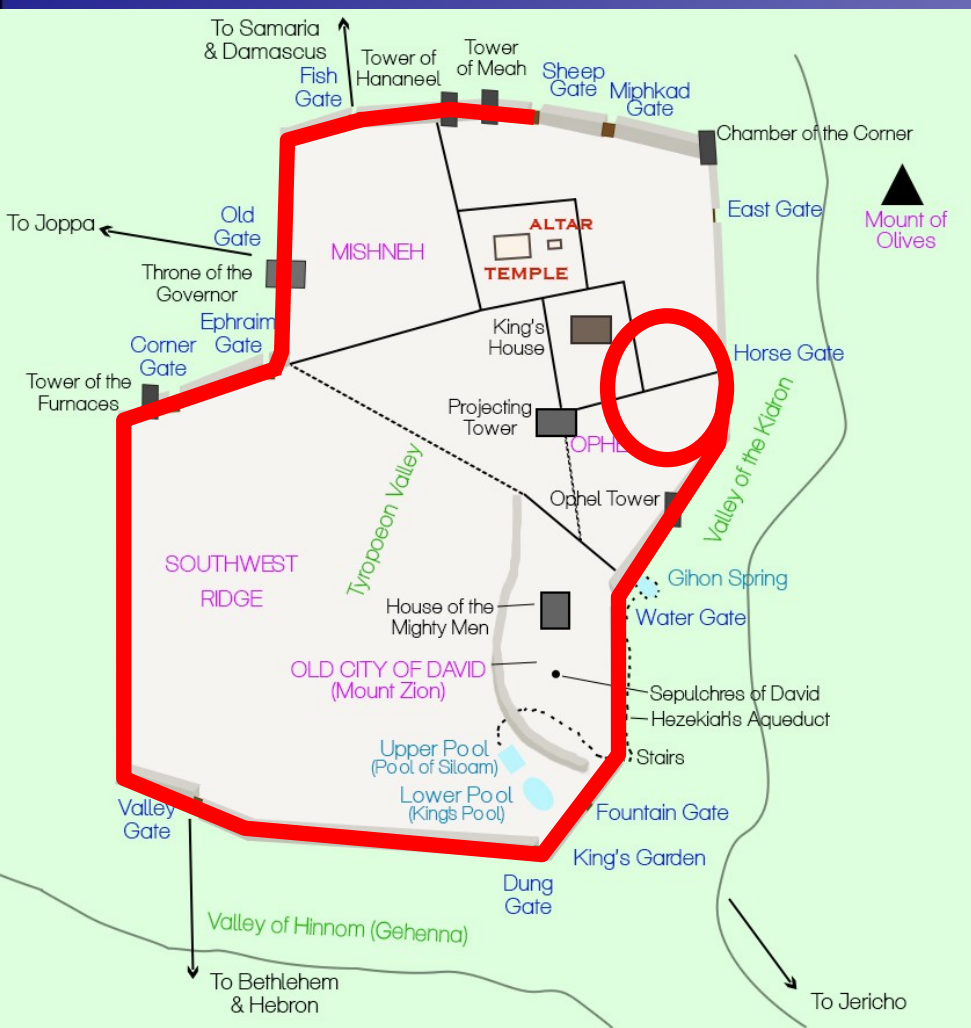


Funky little teaching moment...

- As we said last week, we want to understand why Nehemiah gives us the details that he does here
 - So let's look at the map while we read these verses

- Please read Nehemiah 3:24-27
- Please read Nehemiah 3:28
 - This is the “holy guy” district
 - But again, we see that it's the priests doing the work on the sections of the wall near their own homes
 - That's not because we should only focus on our own stuff

(Baruch and Meremoth were working outside the High Priest's house because Eliashib himself was up there working on the Sheep Gate)



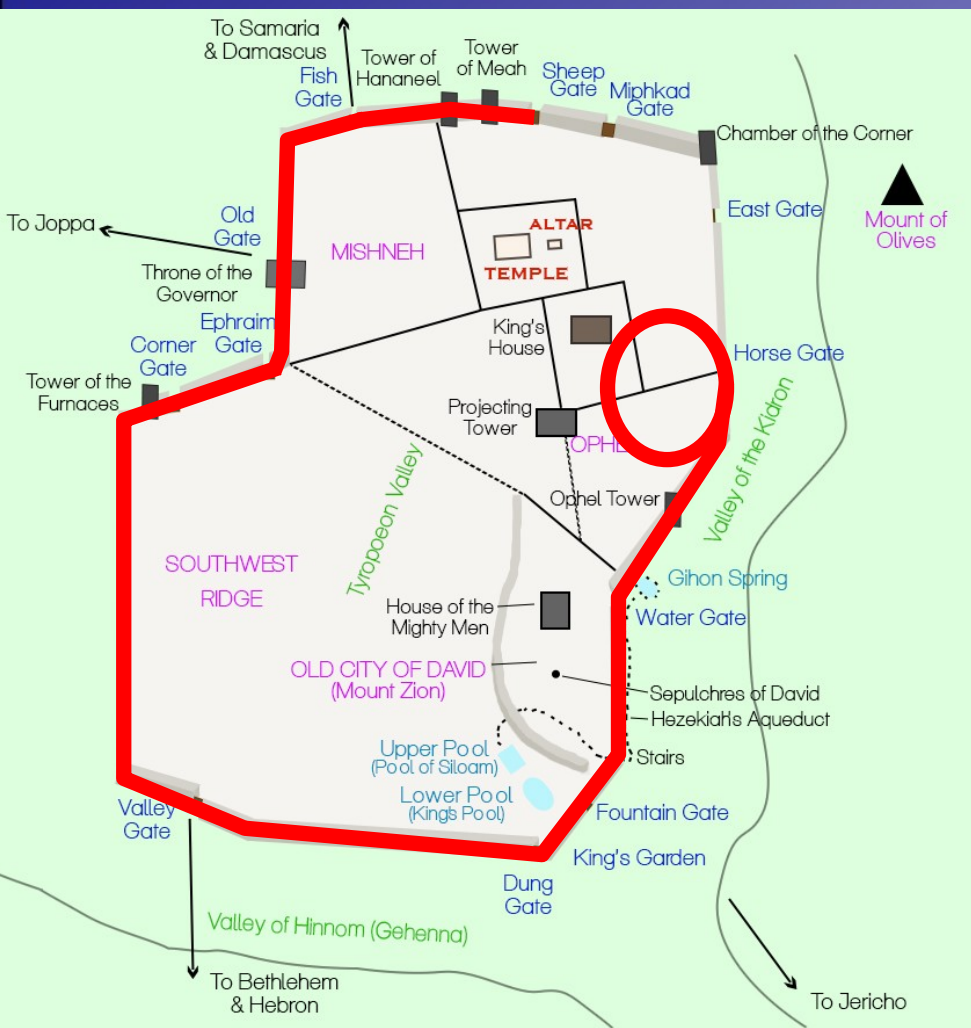
Rebuilding the Wall



Funky little teaching moment...

- As we said last week, we want to understand why Nehemiah gives us the details that he does here
 - So let's look at the map while we read these verses

- Please read Nehemiah 3:24-27
- Please read Nehemiah 3:28
 - This is the “holy guy” district
 - But again, we see that it's the priests doing the work on the sections of the wall near their own homes
 - That's not because we should only focus on our own stuff—rather, it's because Nehemiah wanted everyone to own their work and their responsibility
 - How can we apply that today?



Rebuilding the Wall

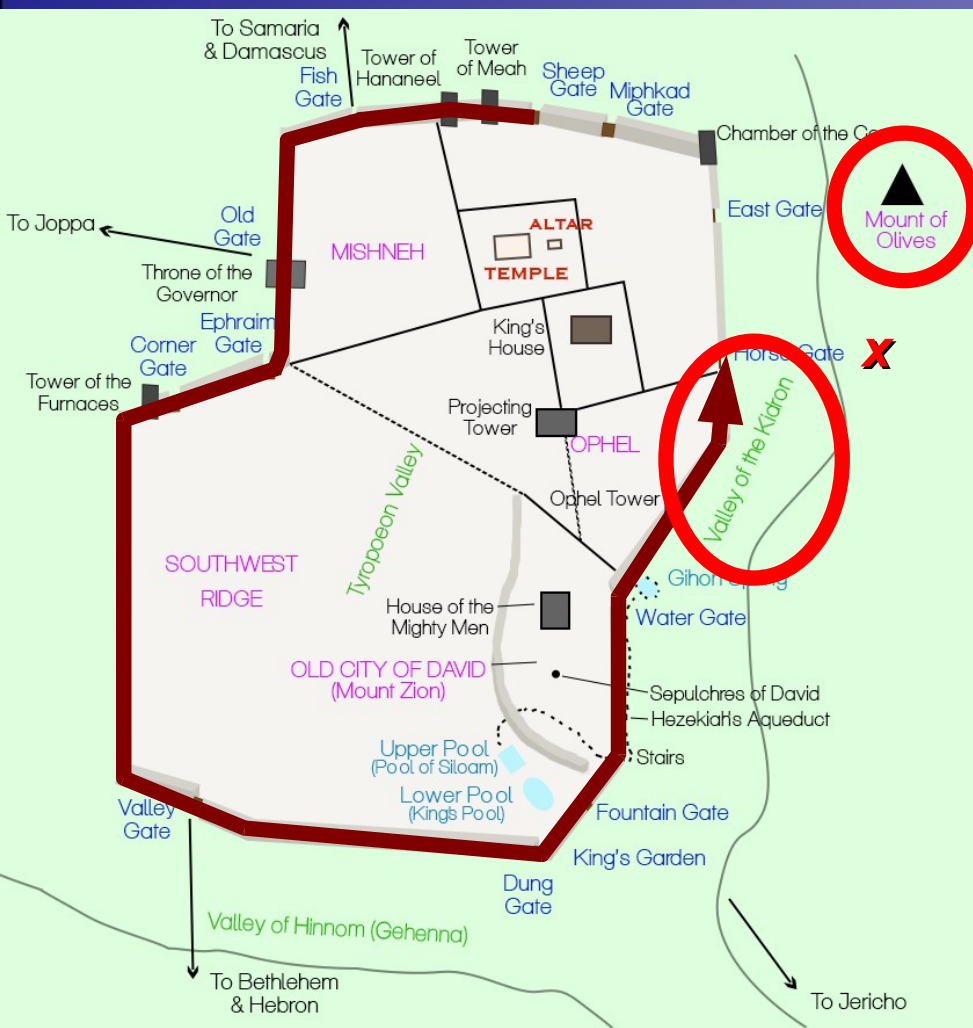


Funky little teaching moment...

- As we said last week, we want to understand why Nehemiah gives us the details that he does here
 - So let's look at the map while we read these verses

- Please read Nehemiah 3:24-27
- Please read Nehemiah 3:28
 - This is the “holy guy” district
 - Note the Kidron Valley here
 - Read John 18:1-2
 - Somewhere across the valley was the Garden of Gethsemane, where Jesus prayed the night before His death—and where He was betrayed by Judas

(not far from the Mount of Olives—so Jesus was very familiar with this area)

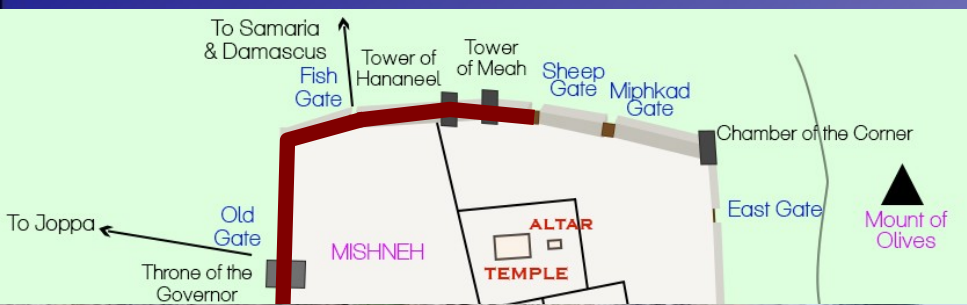


Rebuilding the Wall



Funky little teaching moment...

- As we said last week, we want to understand why Nehemiah gives us the details that he does here
 - So let's look at the map while we read these verses



- Please read Nehemiah 3:24-27

- Please read Nehemiah 3:28

- This is the “holy guy” district

- Note the Kidron Valley here

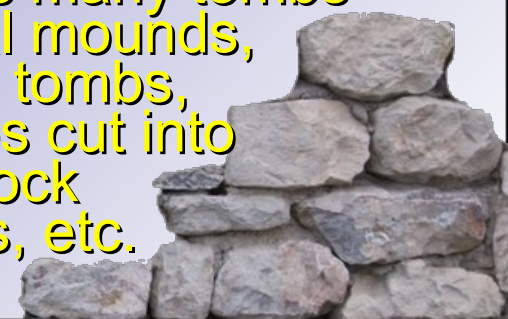
- Read John 18:1-2

- Fun fact:

- The name “Kidron” (or “קדרון”) means “dark” (or even “shadowy”)

- Between Mount Zion and the Mount of Olives, it got dark fairly early each day

- It was also famous for its many tombs—burial mounds, royal tombs, tombs cut into the rock faces, etc.



Rebuilding the Wall



Funky little teaching moment...

- As we said last week, we want to understand why Nehemiah gives us the details that he does here
 - So let's look at the map while we read these verses

- Please read Nehemiah 3:24-27

- Please read Nehemiah 3:28

- This is the “holy guy” district

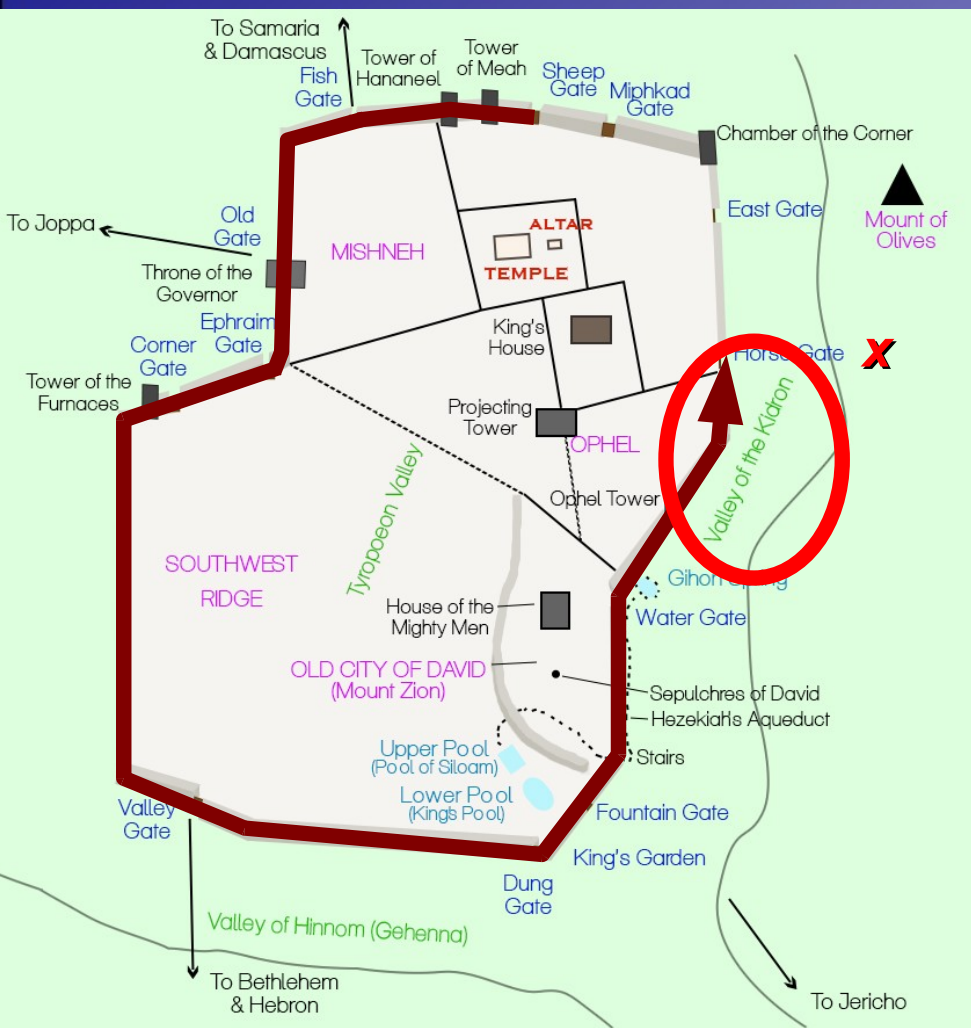
- Note the Kidron Valley here

- Read John 18:1-2

- Fun fact:

- The name “Kidron” (or “קדרון”) means “dark” (or even “shadowy”)

- So picture Jesus maybe thinking about Psalm 23 as He walked through the valley of the shadow—the valley of death—to pray about His death—how might Psalms like that one have influenced His prayers that night?

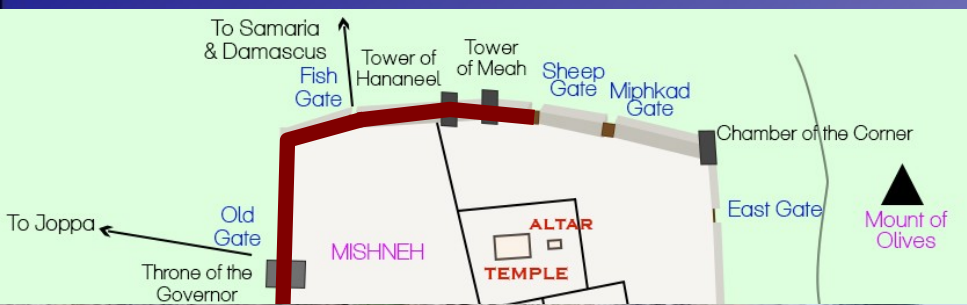


Rebuilding the Wall



Funky little teaching moment...

- As we said last week, we want to understand why Nehemiah gives us the details that he does here
 - So let's look at the map while we read these verses



- Please read Nehemiah 3:24-27

- Please read Nehemiah 3:28

- This is the “holy guy” district

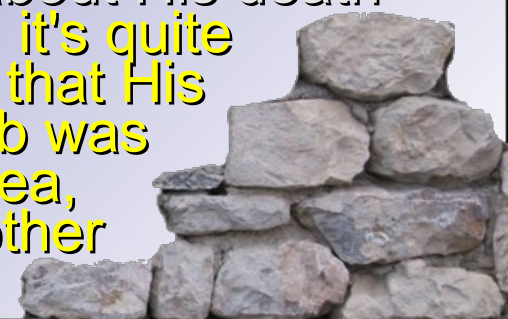
- Note the Kidron Valley here

- Read John 18:1-2

- Fun fact:

- The name “Kidron” (or “קדרון”) means “dark” (or even “shadowy”)
- So picture Jesus maybe thinking about Psalm 23 as He walked through the valley of the shadow—the valley of death—to pray about His death

- And yes, it's quite possible that His own tomb was in this area, among other kings...



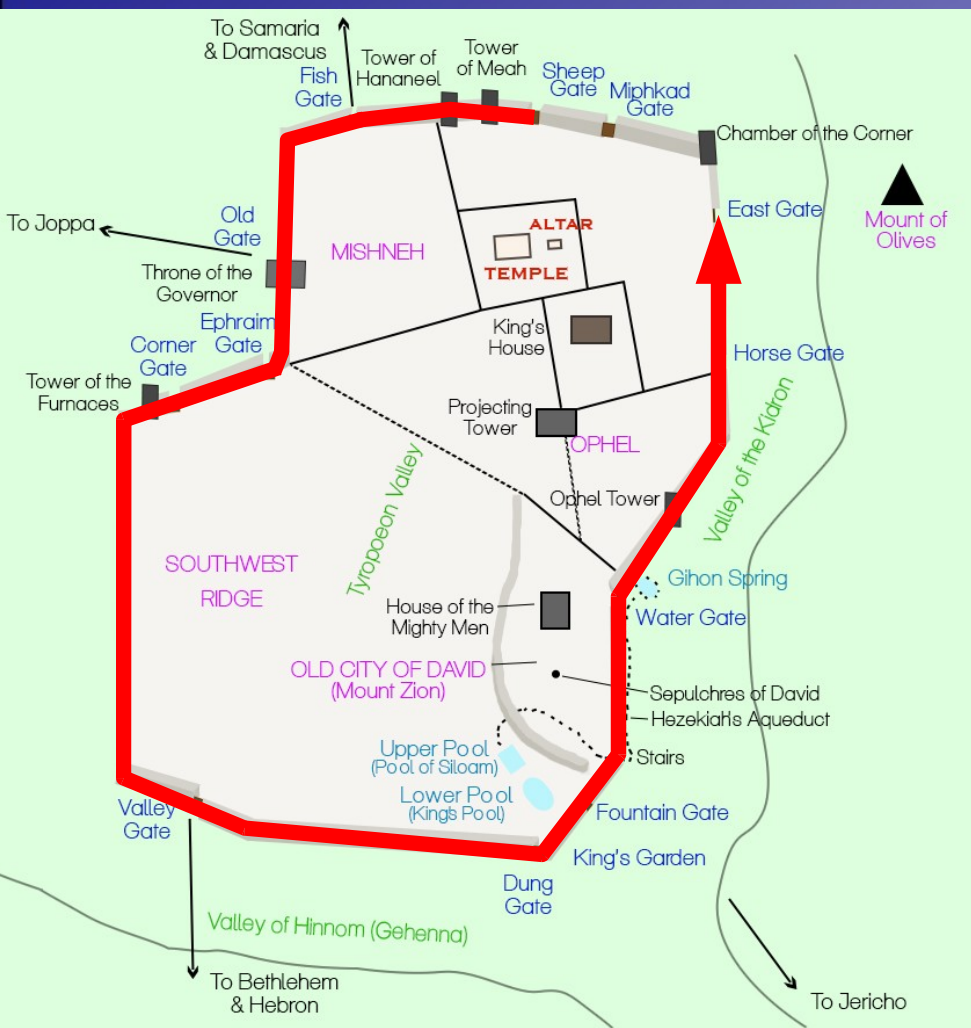
Rebuilding the Wall



Funky little teaching moment...

- As we said last week, we want to understand why Nehemiah gives us the details that he does here
 - So let's look at the map while we read these verses

- Please read Nehemiah 3:24-27
- Please read Nehemiah 3:28
- Please read Nehemiah 3:29
 - Zadok made repairs on the section of wall next to his house
 - Shemaiah made repairs on the East Gate, where he worked every day
 - Again, *do you see a theme?*
 - How can we apply that theme?



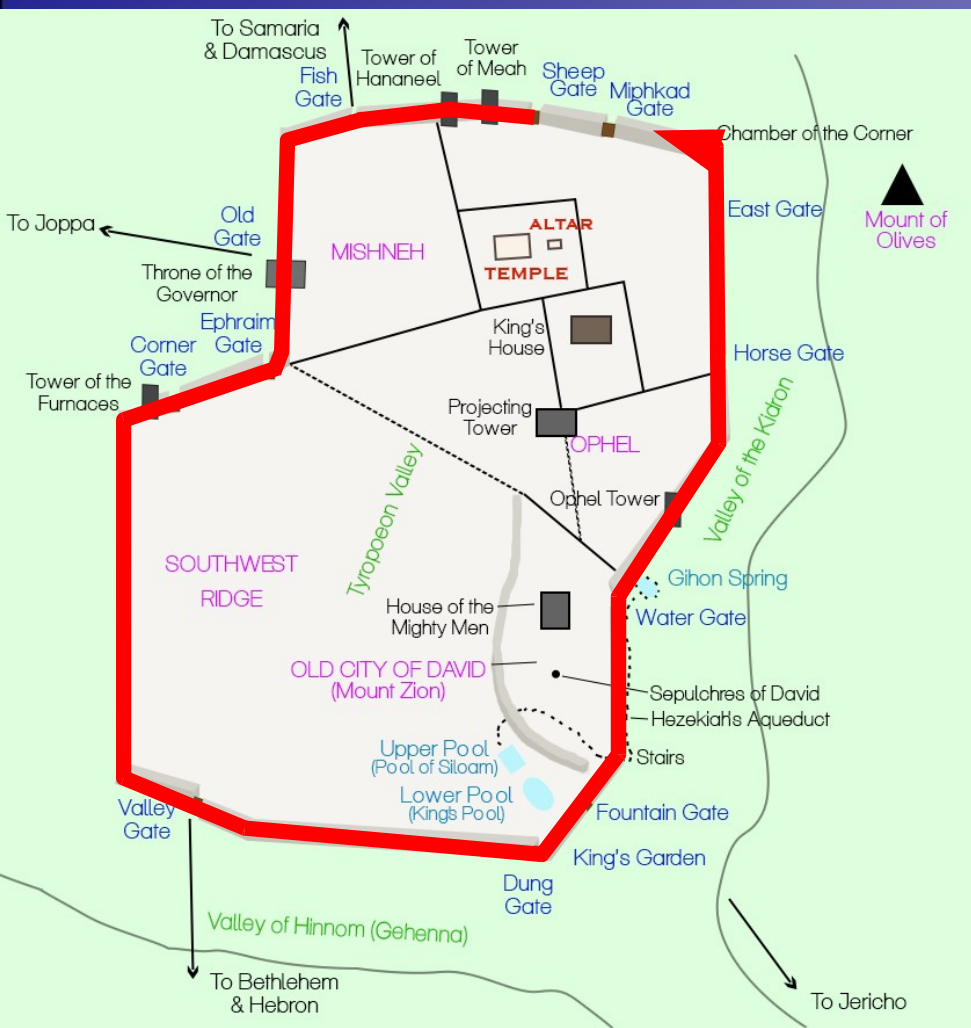
Rebuilding the Wall



Funky little teaching moment...

- As we said last week, we want to understand why Nehemiah gives us the details that he does here
 - So let's look at the map while we read these verses

- Please read Nehemiah 3:24-27
- Please read Nehemiah 3:28
- Please read Nehemiah 3:29
- Please read Nehemiah 3:30-31
 - At what point might a perfume-maker or goldsmith say, "Y'know, this isn't really *my* kind of thing, my kind of *ministry*..."?
 - At what point might Nehemiah have replied, "Well, it is *now*..."?
 - How can we apply that concept?



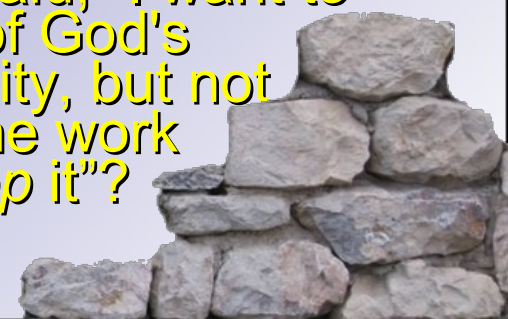
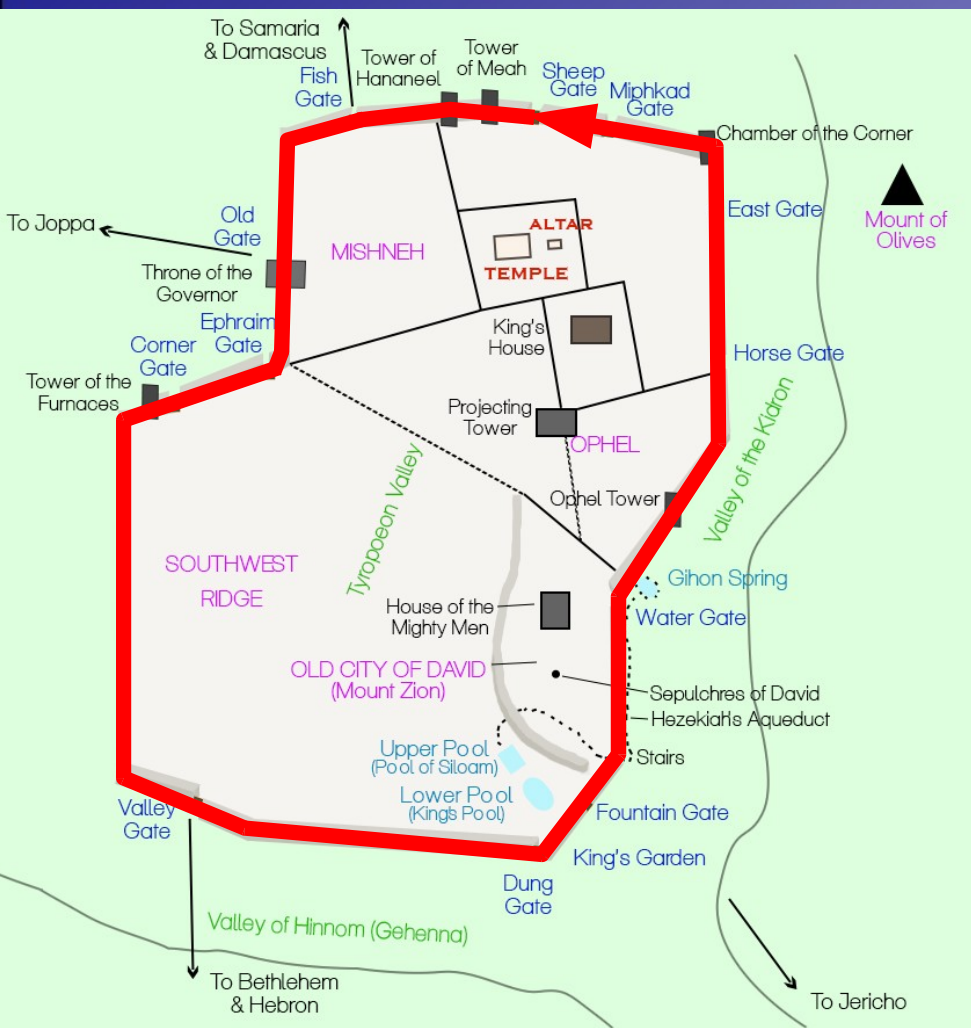
Rebuilding the Wall



Funky little teaching moment...

- As we said last week, we want to understand why Nehemiah gives us the details that he does here
 - So let's look at the map while we read these verses

- Please read Nehemiah 3:24-27
- Please read Nehemiah 3:28
- Please read Nehemiah 3:29
- Please read Nehemiah 3:30-31
- Please read Nehemiah 3:32
 - And that completes the circuit
 - Everyone—everyone—took part in the work on the wall because everyone was part of the community that honors God and that reflects their honor of God to the rest of the world
 - What would it reflect if people said, “I want to be part of God's community, but not part of the work to *upkeep* it”?



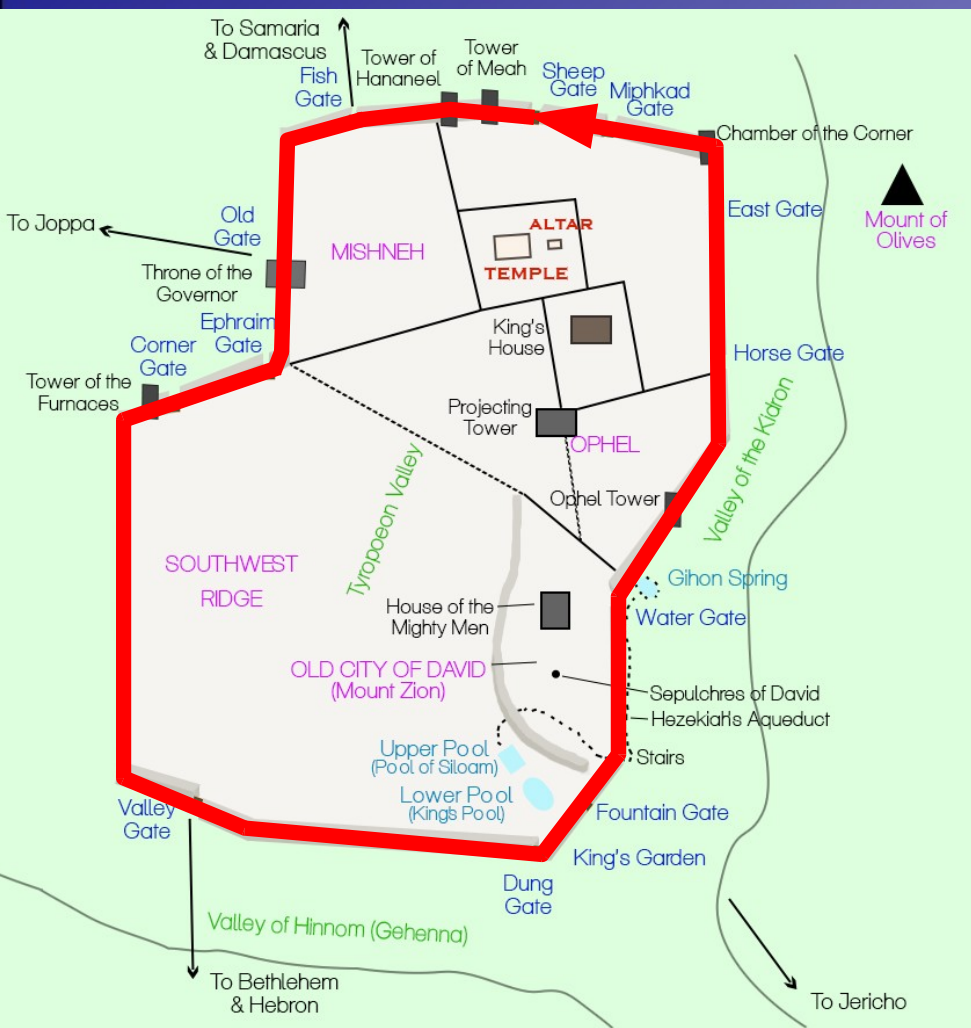
Rebuilding the Wall



Funky little teaching moment...

- As we said last week, we want to understand why Nehemiah gives us the details that he does here
 - So let's look at the map while we read these verses

- Please read Nehemiah 3:24-27
- Please read Nehemiah 3:28
- Please read Nehemiah 3:29
- Please read Nehemiah 3:30-31
- Please read Nehemiah 3:32
 - And that completes the circuit
 - Everyone—everyone—took part in the work on the wall because everyone was part of the community that honors God and that reflects their honor of God to the rest of the world
 - How can we apply this sort of “all-in” commitment today?



Rebuilding the Wall



Funky little teaching moment...

- As we said last week, we want to understand why Nehemiah gives us the details that he does here
 - So let's look at the map while we read these verses

- Please read Nehemiah 3:24-27
- Please read Nehemiah 3:28
- Please read Nehemiah 3:29
- Please read Nehemiah 3:30-31
- Please read Nehemiah 3:32

- What have we learned (from any part of this), and what can we apply today in our own contexts?
 - What—if anything—struck you personally today?

